Preparing for Exams

Revision is Key

What is good revision?

- Going over the work you've done in class and learning it.
- Try to understand what you are learning – simply memorising it will be difficult
- You will only remember 2 words of every 10 you read – passive reading isn't revision!
- You will remember 8 words of every 10 you write down!

Revision - Getting started…

- *Choose a quiet place to study.*
- *Eat well and get plenty of sleep – before and during the exams.*
- *Don't get distracted – no TV or X Box while you're revising…*
- *Pace yourself – start revising early and don't cram it all in at the last minute!*
- *Produce a revision timetable!*

A Revision Timetable

- It's Vital!
- Plan what you are going to do and for how long – stick to it!
- Take breaks
- Include your other commitments ie sport/time with friends
- Revise in chunks – your brain responds better
- Give someone at home a copy and ask them to help you stay focused.

BELFAST BOYS' MODEL SCHOOL

REVISION TIMETABLE

Week Beginning Monday 19th November 2012

	Monday	Tuesday	Wednesday	Thursday	Friday	Saturday	Sunday
9.00 - 10.00 am							
10.00 - 11.00 am							
11.00 - 12.00 noon	SCHOOL	SCHOOL	SCHOOL	SCHOOL	SCHOOL		
12.00 - 1.00 pm							
1.00 - 2.00 pm							
2.00 - 2.30 pm							
2.30 - 3.30 pm							
3.30 - 4.00 pm							
4.00 - 5.00 pm							
5.00 - 6.00 pm							
6.00 - 7.00 pm							
7.00 - 8.00 pm							
8.00 - 9.00 pm							

How to Revise Successfully…

- *Research shows that boys revise better when they use short notes, diagrams and colour!*
- *Don't panic and stay positive…*

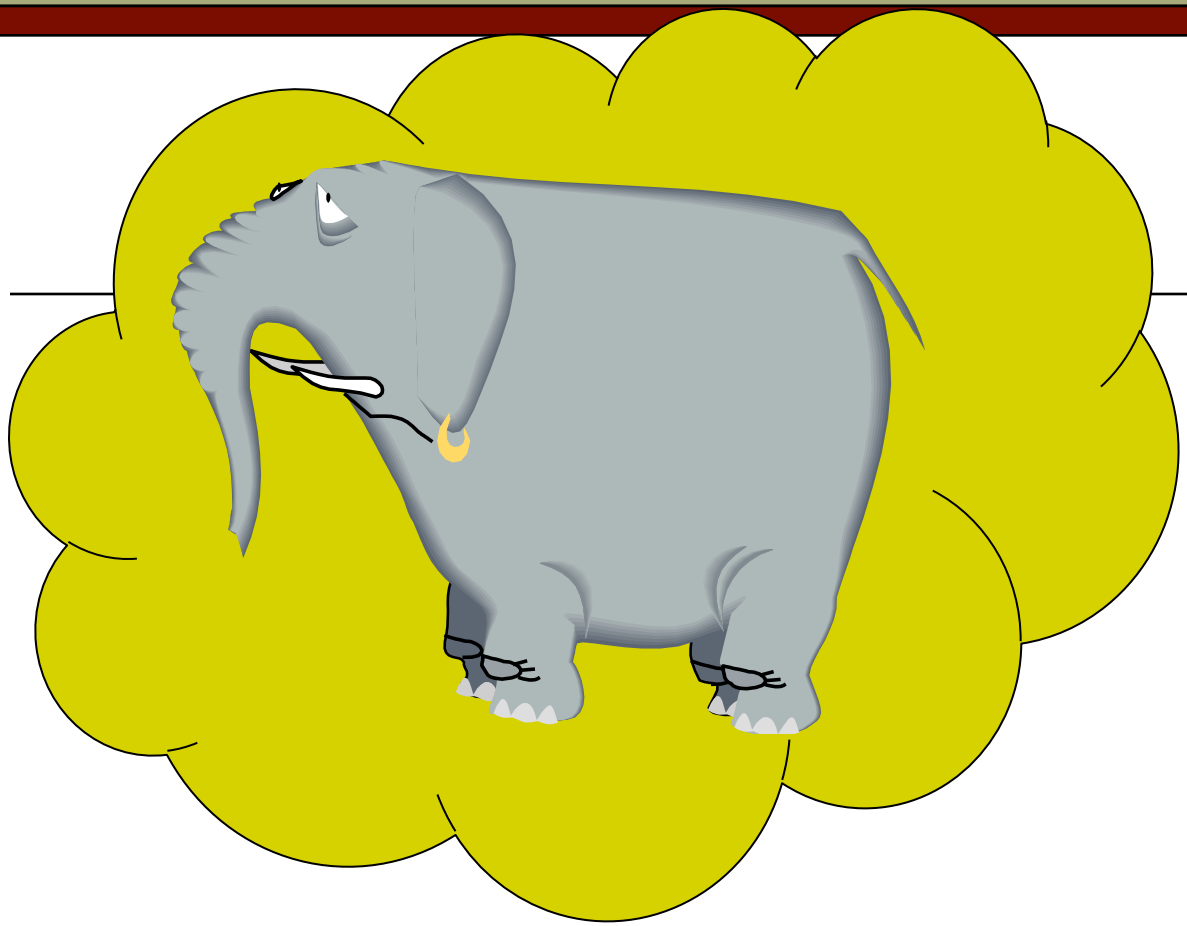



MMMMH! How would I eat one of those ?

How to Revise Successfully…

- Identify **what you need to learn** – topics/ key information (your teachers will tell you this…)
- Break down topics into **small chunks** – this will make them easier to remember.



How to Revise Successfully…

- **Read** through your class notes/handouts/textbooks/ consult good websites then…
  - Make **short notes** on flash cards or ‘post its’.
  - Draw spider **diagrams**/mind maps/flow diagrams.
  - Use **colour/symbols** to highlight key words.
  - Number points so that you can **easily remember** how many there are.
  - Use a **mnemonic** – use the first letter of each of your points to make up a word/ sentence you will easily remember.

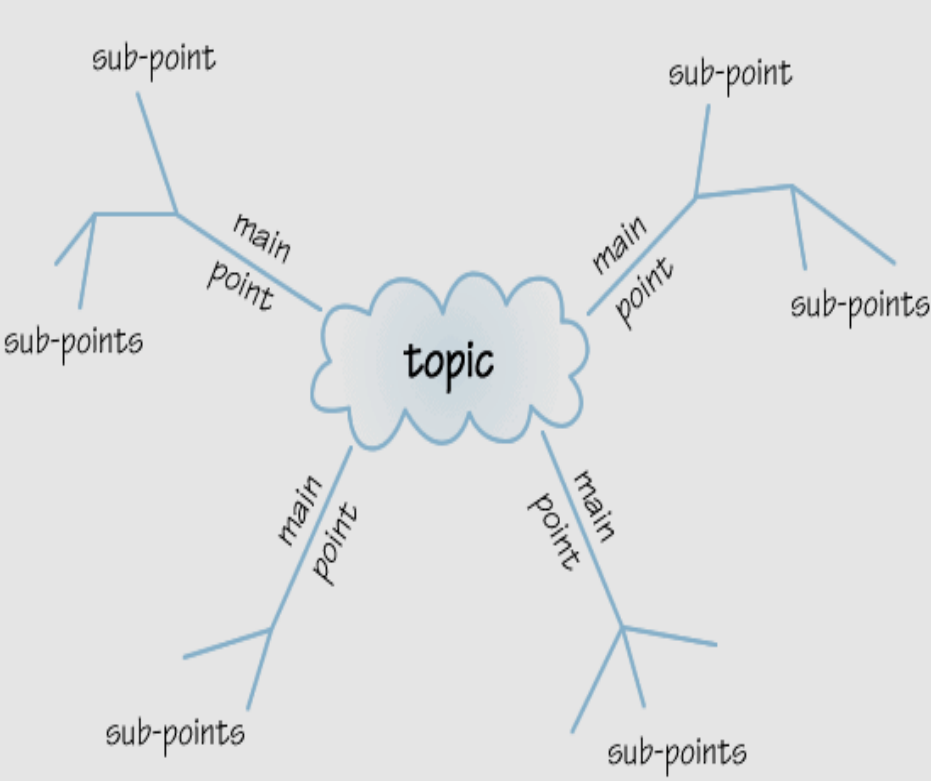

How to Revise Successfully…

- Look
- Say
- Cover
- Write
- Check
- Remember

- *Once you've made notes – take a break.* ***Go back to your notes*** *later and see if you can rewrite them / redraw the diagram /remember the points*

- ***Repeat this process*** *until you've learned the key information for each topic.*

How to Revise Successfully…

Checking your learning…

- Test yourself – complete exam style questions.
- At home, complete a past paper under exam conditions.
- Get someone at home to ask you questions.
- Revise with a friend – test each other – check your understanding.



What now?

- You've been given…
  - Your Summer exam timetable
  - Handout with tips on how to revise
  - Revision Timetable
  - Revision Topics booklet